




Observed Subgrade Condition		Subgrade Improvement Method				
Visual Subgrade Conditions	CBR Equivalent	Overexcavation	AASHTO M288 Class 1 Geotextile	BX Type II Geogrid	TX5 Geogrid	TX160 Geogrid
Below is the depth of cut/fill necessary for an improved subgrade condition						
Man Leaves 3" Footprint 	0.5% CBR	36"	34"	30"	28"	24"
Man Leaves 1" Footprint 	1.5% CBR	25"	23"	20"	16"	12"
Pick-Up Truck Leaves 1" Tire Rut 	2% CBR	23"	20"	13"	11"	8"

The conditions shown on this card are considered typical and should apply to many field situations, however, they may not be applicable to your specific situation. Tensor solutions applied in extremely wet or silty subgrade conditions should be confirmed with the local Tensor Distributor (or 800-TENSAR-1) before installing. Using dense graded aggregate (1.5" maximum diameter and smaller, well-graded) is recommended for best results.

What are your subgrade conditions?

Are you having to perform any undercut?

Do you have any pavement sections of 3" asphalt and 8" ABC or greater?

If yes, to any of these questions, please call:

800-TENSAR-1

Cost Conversion Card

Installed Aggregate Cost (\$/SY)

In-Place Cost of Aggregate Base (\$/ton)

Compacted Aggregate Base Thickness (inches)		\$20.00	\$30.00	\$40.00
	1"	1.00	1.50	2.00
6"	6.00	9.00	12.00	
12"	12.00	18.00	24.00	

Assumed unit weight of aggregate: 133.33 lbs/ft³

HOW TO USE THIS CHART: If you have 12" of Aggregate and your installed cost is \$20/ton, then a 10,000 square yard project will cost \$120,000.

WHY IT MATTERS: If using TriAx Geogrid was able to reduce your base requirements to 6", then your cost savings would be \$60,000.